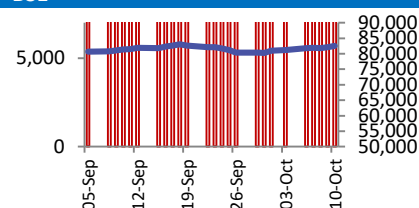
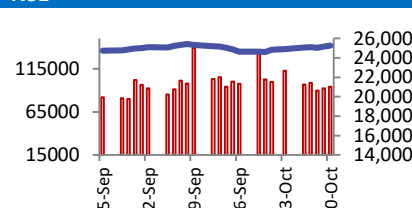


BSE



Open	82405
High	82573
Low	81782
Close	82030
Change	-297
Volume (Lacs)	8826
Turnover (Rs.inCr)	10402

NSE



Open	25278
High	25310
Low	25061
Close	25146
Change	-82
Volume(Lacs)	44189
Turnover(Rs.in Cr)	109665

World Markets	Current	Previous	Pt. Chg	Var(%)
Dow	46270	46068	203	0.44%
Dow Futures	46566	46500	66	0.14%
Nasdaq	22522	22695	(173)	-0.76%
FTSE	9453	9443	10	0.10%
Nikkei	47463	46847	616	1.31%
Hang Seng	25712	25441	270	1.06%
Gift Nifty	25282	25195	87	0.34%
Straits Singapore	4376	4355	21	0.48%
South Korea	3625	3562	63	1.77%
Taiwan	27077	26793	284	1.06%
Shanghai	3875	3865	10	0.26%

Commodity Prices	Current	Previous	Pt. Chg	Var(%)
Copper (\$/MT)	10578	10821	(243)	-2.2%
Alumin (\$/MT)	2738	2763	(26)	-0.9%
Zinc (\$/MT)	2942	3021	(80)	-2.6%
Brent Crude (\$/bbl)	62	62	(0)	-0.3%
Gold (\$/Ounce)	4175	4143	32	0.8%
Silver (\$/Ounce)	52	51	0	0.4%
Light Crude (\$/bbl)	59	59	(0)	-0.3%
N G (\$/mmbtu)	3	3	(0)	-0.5%
Sugar (\$/MT)	451	444	7	1.5%
Rubber (Rs./kg)	186	186	0	0.0%
Baltic Dry Index	2022	2144	(122)	-5.7%

Currency Exchange Rate	Current	Previous	Var(%)
Rs./ \$ rate	88.80	88.68	0.14%
Rs./ Euro	102.60	102.81	-0.20%
Rs./Chinese Yuan	12.46	12.44	0.14%
Yen / \$ rate	151.08	151.84	-0.50%
\$ US/Euro	1.16	1.16	0.15%

Dollar Index	Current	Previous	Var(%)
Dollar Index	98.86	99.05	-0.19%

Support/ Resistance Levels for Today		
	Nifty	Bank Nifty Fut
Support 1	25030	56470
Support 2	24920	56230
Resistance	25280	56950

Securities in Ban For Trade	
RBLBANK	SAMMAANCAP

Market Review

US: U.S. stock futures were little changed on Tuesday night, following a volatile session for stocks, as traders digested the latest developments in the U.S.-China trade war.

Asia: Asian stocks rebounded after three days of losses, as optimism over a potential Federal Reserve rate cut lifted sentiment and outweighed renewed US-China trade tensions.

India: Indian benchmark indices reversed early gains to close lower for a second consecutive session on Tuesday, with a retreat in financials weighing on sentiment. **Market is expected to to open on a positive note and likely to witness positive move during the day.**

Global economy:

Chinese consumer price index inflation shrank as private consumption showed few signs of recovery amid weak economic conditions, with producer inflation falling for a third straight year. CPI inflation shrank 0.3% year-on-year in September. The print was weaker than expectations for a drop of 0.2%, but improved slightly from the 0.4% seen in the prior month.

U.S. small-business sentiment declined in September amid expectations of unfavorable operating conditions in the next six months, and many owners reported raising prices or planning to, suggesting that inflation was poised to increase further. The Small Business Optimism Index dropped 2.0 points to 98.8 last month. It was the first decline in three months.

British grocery inflation rose to 5.2% in the four weeks, adding to pressure on consumers already facing higher energy bills. Higher employer taxes and regulatory costs as well as increased staff wages are adding to inflationary pressure from higher prices for commodities.

Commodities: Oil prices are dropping. The International Energy Agency warns of a potential surplus of 4 million barrels per day in 2026. This is due to increased output from producers and sluggish demand. Trade tensions between the United States and China are also a concern.

Gold prices surged, nearing record levels. Investors sought safety in bullion as U.S.-China trade tensions escalated, increasing global uncertainty. Expectations of further U.S. interest rate cuts also fueled the rally. Silver prices also climbed, tracking gold's upward movement.

Currency: The US dollar faced pressure, Federal Reserve Chair Jerome Powell's comments fueled expectations of an interest rate cut this month. Meanwhile, trade disputes between Washington and Beijing escalated, impacting currency markets.

FII Derivative Transactions (Rs. Cr)

Contracts	Purchase		Sell		Net	Open Interest (OI)		OI (Previous day)		Change	
	Contract	Value	Contract	Value		Contract	Value	Contract	Value	Contract	Value
Index Future	19519	3716	28190	5367	(1651)	226890	43012	217495	41438	9395	1574
Index Option	23842133	4513117	23720694	4490033	23084	1340488	254611	2054281	390441	(713793)	(135830)
Stock Future	251806	17283	316720	21170	(3887)	5599879	391632	5591335	394650	8544	(3018)
Stock Option	381192	27718	378505	27632	86	387233	27108	377654	26663	9579	445
Total	24494650	4561834	24444109	4544202	17632	7554490	716363	8240765	853192	(686275)	(136829)

FII All Activity-BBG (Rs Cr)		Buy	Sell	Net
7-Oct-25		12663	10999	1664
8-Oct-25		10950	10212	738
9-Oct-25		12396	9990	2407
10-Oct-25		13618	10875	2743
13-Oct-25		12630	9074	3555
Month to date- Oct		106196	97962	8234
FII (Prov.) (Rs Cr)		Buy	Sell	Net
8-Oct-25		10287	10206	81
9-Oct-25		10907	9599	1308
10-Oct-25		10236	9777	459
13-Oct-25		8085	8326	(240)
14-Oct-25		10848	12356	(1509)
Month to date-Oct		102134	104096	(1962)
DII (Prov.) (Rs. Cr)		Buy	Sell	Net
8-Oct-25		11733	11404	330
9-Oct-25		12577	11713	864
10-Oct-25		12760	11052	1708
13-Oct-25		14961	12627	2333
14-Oct-25		16385	12723	3661
Month to date-Oct		129883	112091	17792
FII Debt - BBG (Rs. Cr)		Buy	Sell	Net
7-Oct-25		2230	4100	(1870)
8-Oct-25		3977	2271	1706
9-Oct-25		2579	1637	942
10-Oct-25		2569	1763	805
13-Oct-25		1520	1377	143
Month to date- Oct		24071	20113	3958

Market Breadth	BSE		NSE	
	No.	%	No.	%
Advance	1286	30%	1324	34%
Decline	2935	68%	2441	63%
Unchanged	120	3%	80	2%

Market Turnover	14-Oct	13-Oct	Var (%)
BSE Cash	10402	8779	18%
NSE Cash	109665	91723	20%
NSE Futures	107812	89925	20%
NSE Options	69109858	26716463	159%
Total (Rs.Cr)	69337737	26906891	158%

Volatility Index	14-Oct	13-Oct
Volatility Index	11.16	11.01

Index PE - TTM	14-Oct	Yr. High	Yr. Low
Sensex	22.7	24.1	20.3
Nifty	22.2	23.6	19.6

Corporate News

The Board of Hyundai Motor India has approved the Succession Plan for the MD of the company. Unsoo Kim, the current MD, will return to South Korea to take on a strategic role at the Company, effective 31 Dec'25. Tarun Garg, presently serving as Whole-time Director, will succeed Unsoo Kim as the MD & CEO of the company, effective 1 Jan'26. (MC)

'LG Electronics to deepen roots in India', said William Cho, Global CEO. It Launches Essential Series, a range of products designed in India for India. The Essential Series range starts at INR 18,000 and includes white goods from refrigerators to microwave ovens. It would for value-conscious customers in the country, providing white goods at affordable prices. (BL)

Vedanta's INR 17,000 Cr acquisition of Jaiprakash Associates gets CCI nod. Vedanta had emerged as the highest bidder for JAL. Vedanta plans to make an upfront payment of about INR 3,800 Cr, followed by annual payments of INR 2,500-3,000 Cr over the next five years. (ET)

Saatvik Green Energy secures INR 639 Cr solar module orders. The orders were placed by three independent power producers and EPC companies and are scheduled to be executed by Jun'26. Additionally, it has received another order worth INR 50.62 Cr from renowned independent power producers/EPC for the supply of solar PV modules. (CNBC)

Economy

India's fintech revolution has expanded access to credit. FM Nirmala Sitharaman highlighted fintech's role in financial inclusion and digitising credit access, while also emphasising India's self-funded green transition amid global energy challenges. (ET)

IMF raises India's FY26 growth forecast to 6.6%, cites strong Q1 momentum. India's economy expanded 7.8% in Q1FY26, the fastest pace in over a year and is likely to log around 7% growth in the Q2 as well. The IMF attributed the upward revision to resilient domestic demand, robust service exports, and the carryover effect from the strong start to the fiscal year. (MC)

International

GM to take \$1.6 Bn charge in Q3 as tax credit blow muddies EV plans, as it reshapes its electric vehicle strategy following the scrapping of a key federal incentive that is likely to dampen demand. (Invst)

Intel signals return to AI race with new chip to launch next year. It announced a new artificial intelligence chip for the data center that it plans to launch next year, in a renewed push to break into the AI chip market. (Invst)

Top 5 Nifty Gainers	14-Oct	13-Oct	Var(%)
MAXHEALTH	1162	1143	1.6%
WIPRO	248	245	1.3%
TECHM	1468	1451	1.2%
APOLLOHOSP	7759	7671	1.1%
POWERGRID	288	286	0.5%
Top 5 Nifty Losers	14-Oct	13-Oct	Var(%)
DRREDDY	1237	1262	-2.0%
BEL	402	409	-1.7%
BAJFINANCE	1019	1037	-1.7%
TCS	2960	3007	-1.6%
NTPC	337	342	-1.5%

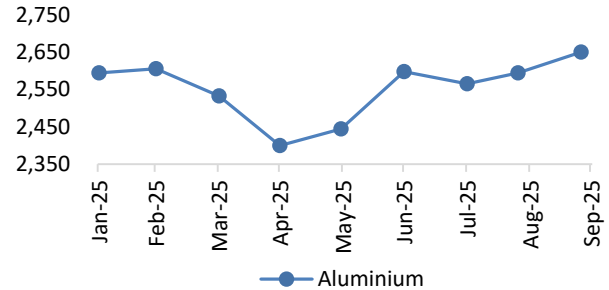
BSE Index Watch	Last	1 day	1 wk	1 mth	1 yr
SENSEX	82030	-0.4%	0.1%	0.3%	0.3%
MIDCAP	45934	-0.7%	-0.6%	-0.9%	-5.7%
SMLCAP	52644	-0.9%	-1.0%	-2.3%	-8.0%
AUTO	59448	-0.1%	-1.0%	-0.5%	0.1%
BANKEK	63718	-0.4%	0.6%	3.6%	8.1%
Capital Goods	68489	-0.7%	-1.5%	-2.3%	-5.3%
FMCG	19961	-0.5%	-1.0%	-4.0%	-12.5%
Health Care	44391	-0.6%	0.8%	-0.7%	-0.8%
IT	34517	-0.4%	1.2%	-2.1%	-20.0%
METAL	33528	-1.0%	-0.3%	2.3%	1.4%
Oil & Gas	27035	-1.0%	-1.7%	2.9%	-10.3%
Power	6765	-0.5%	-0.6%	0.6%	-19.6%
Realty	6900	-1.0%	-0.4%	-2.0%	-18.1%

Margin Trading Disclosure (Rs. In Cr)	Last	1 day	1 wk	1 mth	3 mth
Op. Scripwise Outstanding	107694	-0.1%	1.2%	13.2%	21.9%
Fresh Exposure	3548	-6.9%	-5.1%	-46.9%	-36.0%
Exposure liquidated	3250	-16.9%	-1.9%	-52.0%	-42.3%
Closing Net scripwise outstanding	107992	0.3%	1.1%	13.6%	22.4%

NSE USD Futures	14-Oct	13-Oct	Var (%)
Oct Expiry (Rs./\$)	86.87	86.87	0.0%
Nov Expiry (Rs./\$)	88.16	88.16	0.0%
Total Turnover (Rs. Crore)	3784	2452	54%

Sectors	TTM PE
Auto	34.01
Auto Ancillary	43.33
Banking	14.66
Engineering	45.62
Cement	66.69
Diamonds & Jewellery	42.61
Housing Finance	23.66
Infrastructure & Const	26.77
Metals-Aluminium	29.01
Metal – Steel	18.45
Oil Expl.	7.88
Pharma	10.51
Power – Gen. Supp.	39.31
Information Tech.	30.78
Sugar	17.06
Telecom Serv. Prov.	38.54
Tyres	34.34

Aluminium and Alumina prices (\$/MT) (Source: NBRR)



10 year G-Sec Yield	Current	Previous	Change
US	4.01%	4.03%	(2) bps
Japan	1.66%	1.65%	0 bps
India	6.51%	6.52%	(1) bps
UK	4.59%	4.66%	(7) bps
Libor 3 Mths	4.85%	4.85%	(0) bps

Indian Eco Data	Current	Previous	Var(%)
Forex Reserve (US\$ in bn)	602	700	-14.0%
Inflation - WPI	0.52%	-0.58%	110 bps
Inflation - CPI	1.54%	2.07%	(53) bps

India GDP	Q3FY25	Q2FY25	Var (%)
Growth	7.81%	7.38%	43 bps

Monetary Policy	Current	Previous	Change
Repo Rate	5.50%	5.50%	0 bps
Reverse Repo Rate	3.35%	3.35%	0 bps
CRR	3.00%	4.00%	(100) bps
O/S Banking System Liquidity (Rs bn)	1122	1363	(240.1)

IIP Growth %	Aug-25	Aug-24	Apr-Aug
IIP	4.0	0.0	2.9
Capital Goods	4.4	0.0	6.9
Mining	3.8	1.2	4.2
Manufacturing	4.1	-3.7	0.5
Electricity	6.0	-4.3	-2.5

ADR Price Movement

Company	Price (US\$)	Volume	Previous Day Price	Volume	Variance (%)	No. of Share Per ADR	ADR Price (Rs.)	BSE Price	Variance (%)
Infosys Tech	16.48	19181628	16.78	9959807	-1.79%	1	1463.40	1489.90	-1.8%
Wipro	2.73	16347700	2.69	11460188	1.49%	1	242.42	248.42	-2.4%
Dr.Reddy's	13.97	2175307	14.36	1048611	-2.72%	1	1240.52	1237.30	0.3%
ICICI Bank	31.34	2791834	31.15	3872513	0.61%	2	1391.48	1384.10	0.5%
HDFC Bank	35.11	2601325	35.08	4265388	0.09%	3	1039.24	977.15	6.4%

GDR's (US\$)

	Prices	Prev. Close	Change	Var %
L&T	42.40	42.55	(0.1)	-0.4%
RIL	61.70	61.70	0.0	0.0%
SBI	99.40	99.40	0.0	0.0%

US Economy Data	Current	Previous
Inflation (%) (YoY)	2.90%	2.70%
Unemployment (%)	4.30%	4.20%

Interest Rate (%)	Current	Previous
Fed Rate	4.25%	4.50%

US GDP	Q2CY25	Q1CY25
Growth (QoQ Annualized)	3.80%	-0.60%

China Economy Data	Current	Previous
GDP	5.20%	5.40%
Inflation – CPI (%)	-0.30%	-0.40%

Economic Calendar

	Date
Indian GDP Data	28 Nov
Indian Inflation Data CPI	12 Nov
Indian Inflation Data WPI	14 Nov
Indian Monetary Policy	05 Dec
India's Industrial Production (IIP)	28 Oct
US Inflation Data	24 Oct
US GDP	30 Oct
US Unemployment Data	07 Nov
US Fed Rate	29 Oct
China GDP	20 Oct
China Inflation Data	To be announced

Event Update

Name	Date	Purpose
Globe International Carriers Ltd.	15/10/25	Bonus & Split/Subdivision
SKF India Ltd.	15/10/25	Spin Off
Tata Consultancy Services Ltd.	15/10/25	Rs.11.0000 per share(1100%)Second Interim Dividend
Welcure Drugs & Pharmaceuticals Ltd.	16/10/25	Stock Split from Rs.10/- to Re.1/-
AB Infrabuild Ltd.	17/10/25	Stock Split from Rs.10/- to Re.1/-
Anand Rathi Wealth Ltd.	17/10/25	Interim Dividend
JFL Life Sciences Ltd.	17/10/25	EGM
Rolex Rings Ltd	17/10/25	Stock Split from Rs. 10/- to Re.1/-
Sunrakhshak Industries India Ltd.	17/10/25	Stock Split from Rs.10/- to Rs.2/-
Narmada Macplast Drip Irrigation Systems Ltd.	18/10/25	Stock Split from Rs. 10/- to Rs.2/-

Bulk Deal As On 14/10/25

BSE					
Security Code	Security Name	Client Name	Deal	Quantity	Price
544425	AJCJEWEL	GATIMAN INVESTMENT HOLDINGS PRIVATE LIMITED	B	34800	95.75
544425	AJCJEWEL	VINEY GROWTH FUND	S	31200	96
539277	ALSTONE	LAVENDER HOLDINGS PRIVATE LIMITED	S	50200000	0.48
526935	ARUNIS	AASTHA HITESH BHANSALI	S	500000	95.59
526935	ARUNIS	DIVYESH MAHENDRABHAI SHAH	S	300000	95.59
526935	ARUNIS	F3 ADVISORS PRIVATE LIMITED	S	300578	95.59
526935	ARUNIS	KPBS WEALTH PRIVATE LIMITED	S	400000	95.59
526935	ARUNIS	LAXMIBEN VINUBHAI VEKARIA	S	285000	95.59
526935	ARUNIS	MANSI SHARE AND STOCK BROKING PRIVATE LIMITED	S	252000	94.18
526935	ARUNIS	MANSI SHARE AND STOCK BROKING PRIVATE LIMITED	B	300000	95.59
526935	ARUNIS	MULTIPLIER SHARE & STOCK ADVISORS PRIVATE LIMITED	S	750000	95.59
526935	ARUNIS	NEO APEX VENTURE LLP	B	750000	95.59
526935	ARUNIS	SAVITRIBEN MAHENDRAKUMAR SHAH	S	385000	95.59
543618	CARGOTRANS	BONANZA PORTFOLIO LIMITED	S	24000	104.92
539559	DDIL	BHAVISHYA ECOMMERCE PRIVATE LIMITED	B	3298041	5.81
539405	DITCO	SYRUPY TRADING PRIVATE LIMITED	B	30000	12.16
544549	EARKART	NEOMILE CORPORATE ADVISORY PRIVATE LIMITED	B	213000	183.93
531739	GENNEX	NARANTAK DEALCOMM LIMITED	B	2000000	13.37
507960	GUJHOTE	NAGESHWARRAO SRIKRISHNA DUVVURI	S	27616	290.5
524238	GUJINJEC	JIGNESH SHIVLAL MAKASANA	S	100000	20.91
524238	GUJINJEC	NIRANJANKUMAR NAVRATANMAL JAIN	B	79282	20.8
526967	HEERAISP	DEALMONEY COMMODITIES PRIVATE LIMITED	S	55000	8.5
526967	HEERAISP	RAVAL NAMAN VIRENDRAKUMAR	B	38562	8.5
509051	INDINFO	GRETEX CORPORATE SERVICES PVT LTD	S	9738000	0.81
509051	INDINFO	GRETEX CORPORATE SERVICES PVT LTD	B	9738000	0.81
531328	KRETOSYS	JUPITER CITY DEVELOPERS (INDIA) LIMITED	S	5786913	1.19
544554	KVSCASTING	AARTH. AIF GROWTH FUND	B	100000	64.75
537707	LADDU	TULASI MEENA	S	1110460	1.21
544553	MPKSTEELS	DIVYA KACHCHHAL	S	94400	86.66
544553	MPKSTEELS	ONE TREE HILL PROPERTIES PRIVATE LIMITED	B	57600	86.69
544553	MPKSTEELS	ORCHARD ROAD PROPERTIES PRIVATE LIMITED	B	57600	86.69
544553	MPKSTEELS	SHERWOOD SECURITIES PVT LTD	B	51200	87.34
542724	MURAE	KATYAYANI TRADELINK PRIVATE LIMITED	S	27889964	0.35
542724	MURAE	MITHLESH CONSULTANCY LLP	S	36893808	0.35
542724	MURAE	NEO APEX SHARE BROKING SERVICES LLP	B	30000000	0.35
542724	MURAE	NEO APEX VENTURE LLP	B	40000000	0.35
504378	NYSSACORP	FAIRPLAN DISTRIBUTORS PRIVATE LIMITED	B	330000	4.44
504378	NYSSACORP	GRACEUNITED REAL ESTATE PRIVATE LIMITED	S	432510	4.44
513119	ONIXSOLAR	GUNVANTRAY JAYANTILAL ZALADI	S	9941	308.95
531512	ORIENTTTR	NIKHIL SANTOSH OSWAL	S	134500	23.7
531512	ORIENTTTR	NIRAJ RAJNIKANT SHAH	S	166000	24.03
531512	ORIENTTTR	ZAHERA TRADERS LLP	B	350000	23.87
519097	RITESHIN	SHAH DIPAK KANAYALAL	S	77574	49.68
512115	ROSEMER	KHUSHBOOHIMANSHUGANDHI	S	75000	74.28
512115	ROSEMER	NIPA HARIA	S	60000	74.28
512115	ROSEMER	OM PRAMILA STOCKS PRIVATE LIMITED	B	100000	74.28
506906	SCBL	JITENDRA KUMAR SINGH	S	6385	11.26
544539	SOLVEX	DHIRAJBHAI VAGHJIBHAI KORADIYA	B	193600	52.63

531205	SPRIGHT	ISHAAN TRADEFIN LLP	S	8500000	1
531205	SPRIGHT	ISHAAN TRADEFIN LLP	B	5000000	1.01
539117	SUJALA	NIKHIL SANTOSH OSWAL	B	63000	69.21
539117	SUJALA	NIRAJ RAJNIKANT SHAH	B	30000	68.61
539117	SUJALA	PARAG MULTI TRADE LLP	S	65000	69.23
539117	SUJALA	SIDDHANT SHIRISH SHAH	B	50000	69.17
539117	SUJALA	SNEHASKUMAR BALDEVBHAI KANZARIYA	S	30000	68.91
544566	SUNSKY	FIVEX CAPITAL VCC - FIVEX EMERGING STAR FUND	S	291000	51
544566	SUNSKY	HARDIK MILANBHAI MITHANI (HUF)	B	150000	50.58
544566	SUNSKY	MILAN JAYVANTLAL MITHANI(HUF)	B	150000	51
511447	SYLPH	BHARTI HITESH LAKHANI	S	5000000	0.74
521005	TITANIN	VARANGA PROPERTIES PRIVATE LIMITED	S	1694681	3.23
521005	TITANIN	VARANGA PROPERTIES PRIVATE LIMITED	B	1778357	3.24
544242	TRAVELS	GAURAV SURESH SINGHVI	B	75000	47.4
541338	UHZAVERI	REEMA SAROYA	B	52000	14.39
544508	VASHISHTHA	AVIRAT ENTERPRISE	S	20400	185.5
531997	VUENOW	UDD ENTERPRISES LLP	S	131921	80.5

NSE

Security Code	Security Name	Client Name	Deal	Quantity	Price
3IINFO-RE	3i Infotech Ltd	FAIZAN RIYAZBHAI MENDIWALA	BUY	205834	2.27
APOLLO	Apollo Micro Systems Ltd	GOLDMAN SACHS (SINGAPORE) PTE - ODI	SELL	595649	301.05
APOLLO	Apollo Micro Systems Ltd	GOLDMAN SACHS BANK EUROPE SE - ODI	BUY	595649	301.05
ATALREAL	Atal Realtech Limited	CULLINAN OPPRTS FUND VCC-CULLINAN OPPORTUNITIES INCORPORATED	BUY	1600000	22.53
ATALREAL	Atal Realtech Limited	PASHUPATI CAPITA SER PVT LTD	SELL	1000000	22.5
ATALREAL	Atal Realtech Limited	SHARBHANG COMMERCIAL COMPANY PRIVATE LIMITED .	BUY	650000	22.46
ATALREAL	Atal Realtech Limited	USHA BAID	SELL	700000	22.46
ATHERENERG	Ather Energy Limited	GOLDMAN SACHS (SINGAPORE) PTE - ODI	SELL	301873	609.5
ATHERENERG	Ather Energy Limited	GOLDMAN SACHS BANK EUROPE SE - ODI	BUY	301873	609.5
AWFIS	Awfis Space Solutions Ltd	HSBC MUTUAL FUND	BUY	918300	585
AWFIS	Awfis Space Solutions Ltd	QRG INVESTMENTS AND HOLDINGS LIMITED	SELL	2407800	585.14
BANKBARODA	Bank of Baroda	GOLDMAN SACHS (SINGAPORE) PTE - ODI	SELL	497964	264.5
BANKBARODA	Bank of Baroda	GOLDMAN SACHS BANK EUROPE SE - ODI	BUY	497964	264.5
CHANDAN	Chandan Healthcare Ltd	SHALU AGGARWAL	BUY	150400	309.64
COALINDIA	Coal India Ltd	GOLDMAN SACHS (SINGAPORE) PTE - ODI	SELL	542293	381
COALINDIA	Coal India Ltd	GOLDMAN SACHS BANK EUROPE SE - ODI	BUY	542293	381
COFORGE	Coforge Limited	GOLDMAN SACHS (SINGAPORE) PTE - ODI	SELL	70601	1701
COFORGE	Coforge Limited	GOLDMAN SACHS BANK EUROPE SE - ODI	BUY	70601	1701
ICICIBANK	ICICI Bank Ltd.	GOLDMAN SACHS (SINGAPORE) PTE - ODI	SELL	141886	1382.5
ICICIBANK	ICICI Bank Ltd.	GOLDMAN SACHS BANK EUROPE SE - ODI	BUY	141886	1382.5
KCK	Kck Industries Limited	PROFIN CAPITAL SERVICES LIMITED	SELL	390000	37.33
LUPIN	Lupin Limited	GOLDMAN SACHS (SINGAPORE) PTE - ODI	SELL	60035	1937.5
LUPIN	Lupin Limited	GOLDMAN SACHS BANK EUROPE SE - ODI	BUY	60035	1937.5
MBEL	M and B Engineering Ltd	360 ONE ASSET MANAGEMENT LIMITED	BUY	521620	404.41
MVKAGRO	M.V.K. Agro Food Prod Ltd	YAGNIK BHARATKUMAR TANK	BUY	189600	547.75
MANKIND	Mankind Pharma Limited	GOLDMAN SACHS (SINGAPORE) PTE - ODI	SELL	55000	2430
MANKIND	Mankind Pharma Limited	GOLDMAN SACHS BANK EUROPE SE - ODI	BUY	55000	2430
MFSL	Max Fin Serv Ltd	GOLDMAN SACHS (SINGAPORE) PTE - ODI	SELL	85630	1613.5
MFSL	Max Fin Serv Ltd	GOLDMAN SACHS BANK EUROPE SE - ODI	BUY	85630	1613.5
MAXVOLT	Maxvolt Energy Indus L	YASHVI HITESH PATEL	SELL	80000	295.55
NRVANDANA	N R Vandana Tex Ind Ltd	KHEMKA ANUPAM	BUY	174000	57
NIRMAN	Nirman Agri Genetics Ltd	NEO APEX VENTURE LLP	SELL	48900	175.6
PNBHOUSING	PNB Housing Fin Ltd.	GOLDMAN SACHS (SINGAPORE) PTE - ODI	SELL	158034	839
PNBHOUSING	PNB Housing Fin Ltd.	GOLDMAN SACHS BANK EUROPE SE - ODI	BUY	158034	839
POLYSIL	Polysil Irrigation Syst L	MAGMA DEALERS PRIVATE LIMITED	SELL	172000	275
POLYSIL	Polysil Irrigation Syst L	SEA MATRIX ENTERPRISES LIMITED	SELL	180000	275
POLYSIL	Polysil Irrigation Syst L	YAGNIK BHARATKUMAR TANK	BUY	558000	275.81
PULZ	Pulz Electronics Limited	LONGVIEW RESEARCH AND ADVISORY SERVICES PRIVATE LIMITED	BUY	144000	34.94
PVRINOX	PVR INOX Limited	GOLDMAN SACHS (SINGAPORE) PTE - ODI	SELL	193538	1110
PVRINOX	PVR INOX Limited	GOLDMAN SACHS BANK EUROPE SE - ODI	BUY	193538	1110
RELIABLE	Reliable Data Service Ltd	CQUB INFOSYSTEMS PRIVATE LIMITED	SELL	108000	111.91
SBC	SBC Exports Limited	RAHUL BANSAL	SELL	3000000	22.44
SHREECEM	SHREE CEMENT LIMITED	GOLDMAN SACHS (SINGAPORE) PTE - ODI	SELL	4836	29530
SHREECEM	SHREE CEMENT LIMITED	GOLDMAN SACHS BANK EUROPE SE - ODI	BUY	4836	29530
UHTL	United Heat Transfer Ltd	MAHENDRAN K	SELL	100000	76.71
VEDL	Vedanta Limited	GOLDMAN SACHS (SINGAPORE) PTE - ODI	SELL	267411	478
VEDL	Vedanta Limited	GOLDMAN SACHS BANK EUROPE SE - ODI	BUY	267411	478
ZAGGLE	Zaggle Prepa Ocean Se	GOLDMAN SACHS (SINGAPORE) PTE - ODI	SELL	408320	343.5
ZAGGLE	Zaggle Prepa Ocean Se	GOLDMAN SACHS BANK EUROPE SE - ODI	BUY	408320	343.5

Disclosure:

Research Reports that are published by Nirmal Bang Securities Private Limited (hereinafter referred to as "NBSPL") are for private circulation only. NBSPL is a registered Research Analyst under SEBI (Research Analyst) Regulations, 2014 having Registration no. INH000001766. NBSPL is also a registered Stock Broker with National Stock Exchange of India Limited, BSE Limited, Metropolitan Stock Exchange of India Limited, Multi Commodity Exchange of India Limited and , National Commodity and Derivative Exchange Limited in Capital Market , Equity and Commodities derivatives segments and Currency Derivatives Segment .

NBSPL has other business divisions with independent research teams separated by Chinese walls, and therefore may, at times, have different or contrary views on stocks and markets.

NBSPL or its associates have not been debarred / suspended by SEBI or any other regulatory authority for accessing / dealing in securities Market since last 20 years. NBSPL, its associates or analyst or his relatives do not hold any financial interest (Except Investment) in the subject company. NBSPL or its associates or Analyst do not have any conflict or material conflict of interest at the time of publication of the research report with the subject company. NBSPL or its associates or Analyst or his relatives may or may not hold beneficial ownership of 1% or more in the subject company at the end of the month immediately preceding the date of publication of this research report.

NBSPL or its associates / analyst has not received any compensation / managed or co-managed public offering of securities of the company covered by Analyst during the past twelve months. NBSPL or its associates have not received any compensation or other benefits from the company covered by Analyst or third party in connection with the research report. Analyst has not served as an officer, director or employee of Subject Company. NBSPL / analyst has not been engaged in market making activity of the subject company.

Analyst Certification: The research analysts and authors of these reports, hereby certify that the views expressed in this research report accurately reflects my/our personal views about the subject securities, issuers, products, sectors or industries. It is also certified that no part of the compensation of the analyst(s) was, is, or will be directly or indirectly related to the inclusion of specific recommendations or views in this research. The analyst(s) principally responsible for the preparation of this research report and has taken reasonable care to achieve and maintain independence and objectivity in making any recommendations.

Disclaimer:

The Research Report is for the personal information of the authorized recipient and does not construe to be any investment, legal or taxation advice. NBSPL is not soliciting any action based upon it. Nothing in the research report shall be construed as a solicitation to buy or sell any security or product, or to engage in or refrain from engaging in any such transaction. In preparing the research report, we did not take into account the investment objectives, financial situation and particular needs of the reader.

The research report has been prepared for the general use of the clients of NBSPL and must not be copied, either in whole or in part, or distributed or redistributed to any other person in any form. If you are not the intended recipient you must not use or disclose the information in the research report in any way. Though disseminated to all the customers simultaneously, not all customers may receive the research report at the same time. NBSPL will not treat recipients as customers by virtue of their receiving the research report. The research report is not directed or intended for distribution to or use by any person or entity resident in a state, country or any jurisdiction, where such distribution, publication, availability or use would be contrary to law, regulation or which would subject NBSPL & its group companies to registration or licensing requirements within such jurisdictions.

The report is based on the information obtained from sources believed to be reliable, but we do not make any representation or warranty that it is accurate, complete or up-to-date and it should not be relied upon as such. We accept no obligation to correct or update the information or opinions in it. NBSPL or any of its affiliates or employees shall not be in any way responsible for any loss or damage that may arise to any person from any inadvertent error in the information contained in the research report. NBSPL or any of its affiliates or employees do not provide, at any time, any express or implied warranty of any kind, regarding any matter pertaining to this report, including without limitation the implied warranties of merchantability, fitness for a particular purpose, and non-infringement. The recipients of the research report should rely on their own investigations.

This information is subject to change without any prior notice. NBSPL reserves its absolute discretion and right to make or refrain from making modifications and alterations to this statement from time to time. Nevertheless, NBSPL is committed to providing independent and transparent recommendations to its clients, and would be happy to provide information in response to specific client queries.

Before making an investment decision on the basis of research report, the reader needs to consider, with or without the assistance of an adviser, whether the advice is appropriate in light of their particular investment needs, objectives and financial circumstances. There are risks involved in securities trading. The price of securities can and does fluctuate, and an individual security may even become valueless. International investors are reminded of the additional risks inherent in international investments, such as currency fluctuations and international stock market or economic conditions, which may adversely affect the value of the investment. Opinions expressed are subject to change without any notice. Neither the company nor the director or the employees of NBSPL accept any liability whatsoever for any direct, indirect, consequential or other loss arising from any use of the research report and/or further communication in relation to the research report. Here it may be noted that neither NBSPL, nor its directors, employees, agents or representatives shall be liable for any damages whether direct or indirect, incidental, special or consequential including lost revenue or lost profit that may arise from or in connection with the use of the information contained in the research report.

Copyright of this document vests exclusively with NBSPL.

Our reports are also available on our website

Registration granted by SEBI and certification from NISM in no way guarantee performance of NBSPL or provide any assurance of returns to investors.

Nirmal Bang Research (Division of Nirmal Bang Securities Pvt. Ltd.)

B-2, 301/302, Marathon Innova,
Opp. Peninsula Corporate Park
Off. Ganpatrao Kadam Marg
Lower Parel(W), Mumbai-400013
Board No. : 91 22 6723 8000/8001
Fax. : 022 6723 8010